

# COMMERCIAL VEHICLES IN EUROPE

## THE EUROPEAN AUTOMOTIVE INDUSTRY

The automotive sector is

**VERY PROFITABLE**

representing approx.  
**6.3%**

of EU GDP

European Automobile Manufacturers Association, Facts about the Automobile Industry, 2016, <http://www.acea.be/automobile-industry/facts-about-the-industry>

The automotive industry

**EMPLOYS**

**5.6%**

12.1 Million people

of the EU workforce

European Automobile Manufacturers Association, Facts about the Automobile Industry, 2016, <http://www.acea.be/automobile-industry/facts-about-the-industry>

## DID YOU KNOW?

In April 2016, a convoy of self-driving trucks completed its first cross-border European trip,



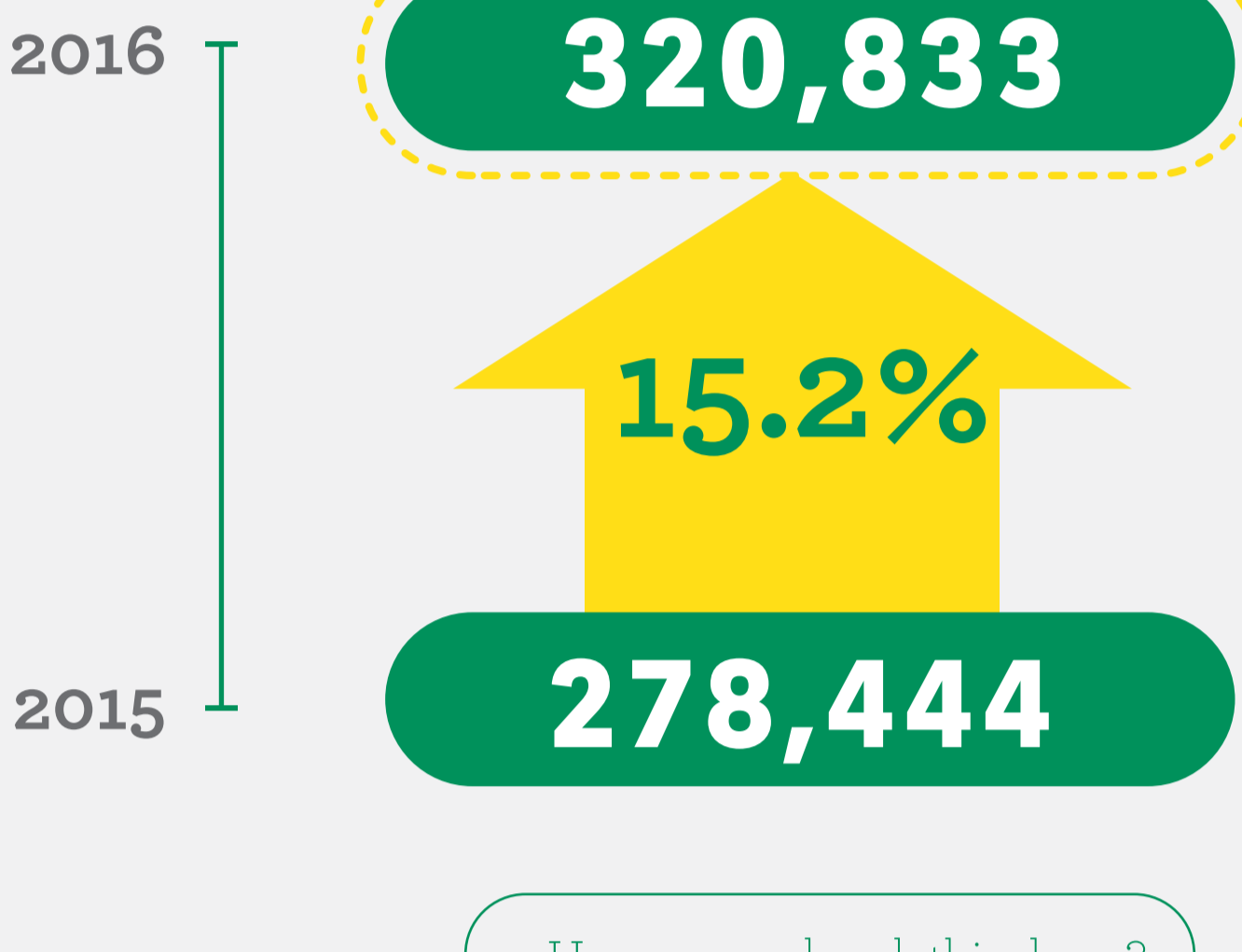
arriving in the Dutch port of Rotterdam after departing from several different locations in



CNBC, 7 April 2016, <http://www.cnn.com/2016/04/07/a-platoon-of-self-driving-trucks-has-crossed-europe.html>

## NUMBER OF REGISTERED CVS IN EUROPE

In the first two months of 2016, the number of registered commercial vehicles in Europe rose to a total of 320,833 from 278,444, up 15.2% from the previous year.

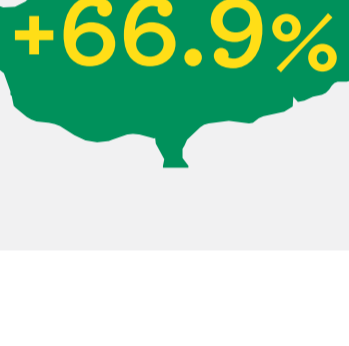


How can we break this down?

## GROWTH BY COUNTRY

Which countries experienced the **most** overall growth in CV?

Cyprus



Slovenia



Iceland




Which countries experienced the **least** overall growth in CV?

Greece



Norway



Bulgaria



Which countries are experiencing a **stable** rate of growth in CV?

UK



Hungary



Estonia



European Automobile Manufacturers Association, New Commercial Vehicle Registrations European Union, 23 March 2016

## EUROPEAN GROWTH BY VEHICLE TYPE

Which type of commercial vehicles experienced the **most** growth in Europe overall?



European Automobile Manufacturers Association, New Commercial Vehicle Registrations European Union, 23 March 2016

## UK GROWTH BY VEHICLE TYPE

Which type of commercial vehicles experienced the **most** growth in the UK overall?

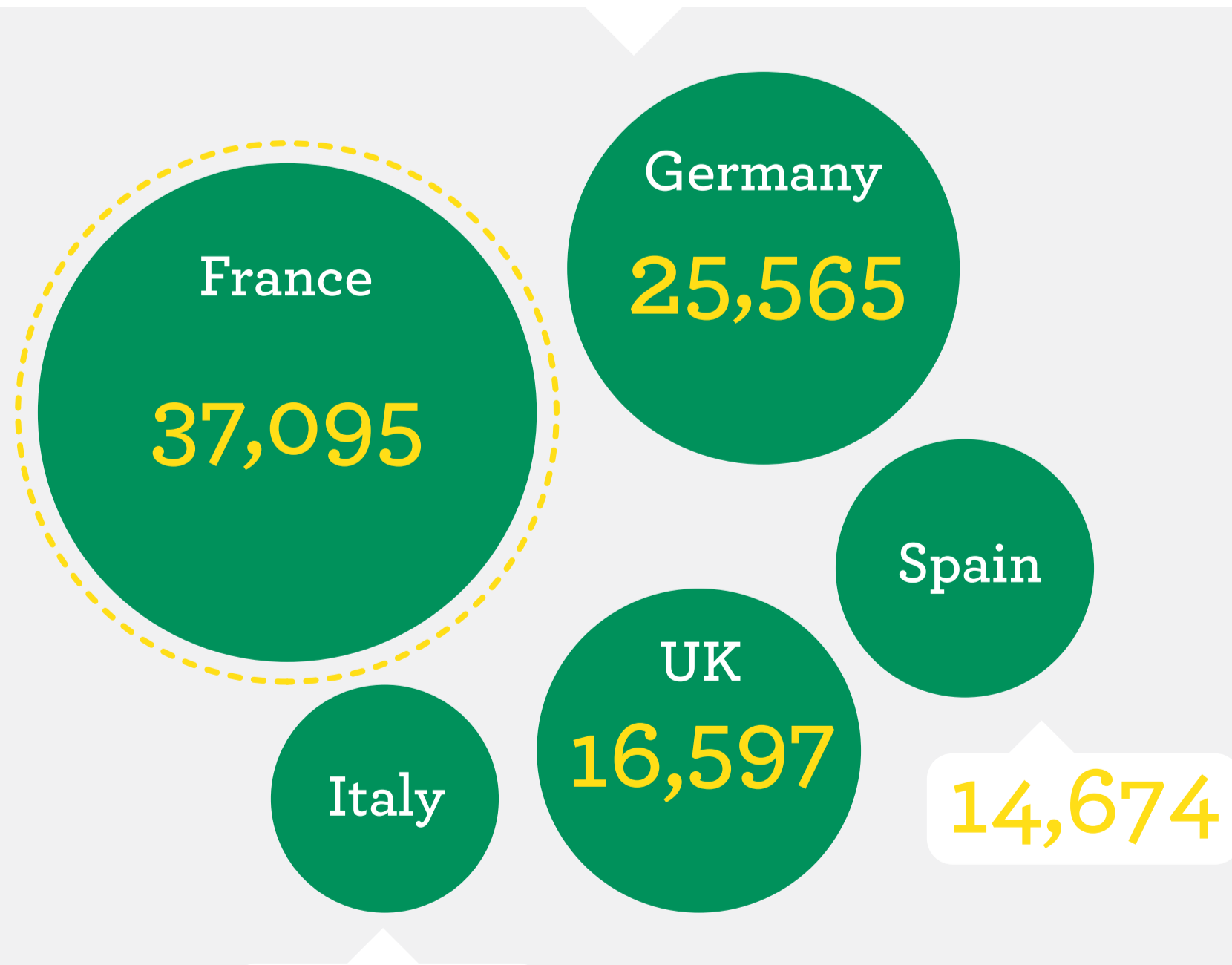


European Automobile Manufacturers Association, New Commercial Vehicle Registrations European Union, 23 March 2016

We can see that the UK has experienced **significant growth** in its number of registered MHCVs and HCVs, but the decline in demand for LCVs and MHBCs has dragged down overall growth.

## TOTAL NUMBER OF CVS BY COUNTRY

Which countries have the **most** registered CVs (as of February 2016)?



Which countries have the **least** registered CVs (as of February 2016)?



European Automobile Manufacturers Association, New Commercial Vehicle Registrations European Union, 23 March 2016